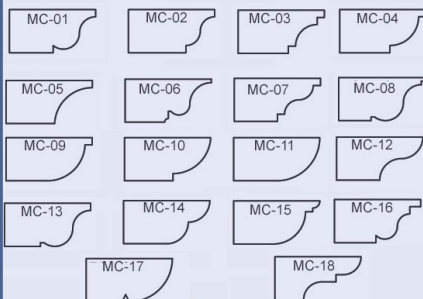


General Building Materials



Custom Corbels



Corbels are available cut from any of our 18 predesigned patterns or custom cut to your design specifications.



Standard Patterns



Pattern WP-4



Pattern WP-4/116



Pattern 106



Pattern WP-2



Pattern 118



Pattern WP-6



Pattern 117



Pattern 105



Pattern 115



E & CB Ceiling
Available in 1x4 & 1x6



Channel Rustic




T&G Square Edge

All of the above patterns are available in your choice of smooth or rough face



Log Siding—Available With Reveal, Without Reveal (Log to Log), T&G, and Hand Hewn
Available in 1x6, 2x6, 2x8, 2x10, 2x12

Double T&G Decking Available in 3x6 and 4x6



2x6 Handrail




2x6 V-Edge Decking

Custom Mouldings Available.
Please call with your inquiries.

General Building Materials | Established 1979

3901 York St | Denver, CO 80205 | (303) 298-1773 | Toll Free: 1-800-289-0214 | Fax: (303) 292-4309 | Email: sales@gbm.bz




General Building Materials



Siding Coverage Estimator*

Pattern	Nominal Width	"Dressed" Width	Exposed	Factor Lineal	Factor Board Feet
Bevel & Rbt Bevel	4"	3 1/2"	2 1/2"	4.8	1.6
	6"	5 1/2"	4 1/2"	2.67	1.33
	8"	7 1/2"	6 1/4"	1.92	1.21
	10"	9 1/4"	8 1/4"	1.45	1.28
Dolly Varden	4"	3 1/2"	3"	4	1.33
	6"	5 1/2"	5"	2.4	1.2
	8"	7 1/4"	6 3/4"	1.78	1.19
	10"	9 1/4"	8 3/4"	1.37	1.14
	12"	11 1/4"	10 3/4"	1.12	1.12
Drop, T&G, Channel Rustic	4"	3 3/8"	3 1/8"	3.84	1.28
	6"	5 3/8"	5 1/8"	2.34	1.17
	8"	7 1/8"	6 7/8"	1.75	1.16
	10"	9 1/8"	8 7/8"	1.35	1.13
Log Cabin Siding	6"	5 7/16"	4 15/16"	2.43	2.43
	8"	7 1/8"	6 5/8"	1.81	2.42
	10"	9 1/8"	8 5/8"	1.39	2.32

*From Table 3, pg. 11—WWPA Publication #TG-8 (Natural Wood Siding). Actual sizes may vary.



Items in Inventory

1" Boards and Siding

—All of these items can be run to pattern. Call for details—

Pine

- 1x4-1x12 ES/LP #2 S4S*
- 1x4-1x12 D-Pine #2 S4S*
- 1x4 #2/Btr E&CB "Beaded Ceiling"
- 1x6 #2 T&G WP4/116
- 1x6 #3/Btr Blue Stain Pine S4S*
- 1x6 #3/Btr Blue Stain T&G V4E*

Cedar

- 1x4-1x12 #3/Btr Cedar 7/8" S1S2E
- 1x4-1x12 C&Btr Cedar 7/8" S1S2E
- 1x6 T&G V4E Cedar 3/4"

Doug-fir

- 1x4 - 1x6 CMG and CVG Doug-fir S4S
- 1x6 #3&Btr S4S Doug-fir T&G

Aspen

- 1x6 "Delta Best" T&G V-Edge

2" Siding/Trim/Decking

Pine/Fir

- 2x4-2x12 #2 Appearance ES/LP S4S*
- 2x4-2x12 #2 Doug-fir S4S*
- 2x6 ES/LP T&G V-Edge Decking*
- 1x6, 2x6, 2x8, 2x10 & 2x12 Log Cabin Siding
- 3x6 & 4x6 Double T&G V-Edge Decking

Cedar

- 2x4 -2x12 KD Inland Red Cedar #3 S4S*

Mouldings & Trim

Pine

- 11/16" x 3 3/8" E2E Knotty Pine Casing w/ Backout
- 9/16" x 5 3/8" E1E Knotty Pine Base w/ Backout

Knotty Alder

- 11/16" x 3 3/8" E2E Knotty Alder Casing w/ Backout
- 9/16" x 5 3/8" E1E Knotty Alder Base w/ Backout

Cedar Fencing

- 4" Dog Ear Pickets—7/8" S1S2E
- 6" Dog Ear Pickets—7/8" S1S2E
- 2x2, 2x4, 4x4 -8' & 10' Rough Cedar

*Can be surfaced to S1S2E, Wire Brush, Hand Hewn, or Run to Pattern

General Building Materials | Established 1979

3901 York St | Denver, CO 80205 | (303) 298-1773 | Toll Free: 1-800-289-0214 | Fax: (303) 292-4309 | Email: sales@gbm.bz